TAFFIO® Mercedes Benz SL NTG 2.5 Installation



1. Canbus Decoder
2. Connect to 16 Front-L & 17 Front-R
3. Connect to org. Power Plug
4. 12V+ Connect to 21 Radio Antenna
5. Camera In
6. Camera GND
7. Camera 12V+
8. Ignore
9. Video In
10. Video Out
11. AUX In left
12. AUX In right
13. Subwoofer
14. Rear left
15. Rear right
16. Front left
17. Front right
18. WiFi Antenna
19. USB X 2
20. Connect to Radio Antenna
21. Radio Antenna intensifier
22. Microphone
23. GPS Antenna

TAFFIO® Mercedes Benz SL NTG1 to NTG 2.5 Quadlock Adaptor Cable Installation

EN: The amplifier is located behind the driver's seat under the rear seat bench. Remove the rear seat and locate the amplifier. Plug all the cables and connect it with the delivered extension cable.

DE: Der Verstärker befindet sich hinter dem Fahrersitz unter der Rücksitzbank. Bauen Sie die Rücksitzbank ab und lokalisieren Sie den Verstärker. Stecken Sie alle Kabeln und verbinden es mit dem gelieferten Verlängerungskabel

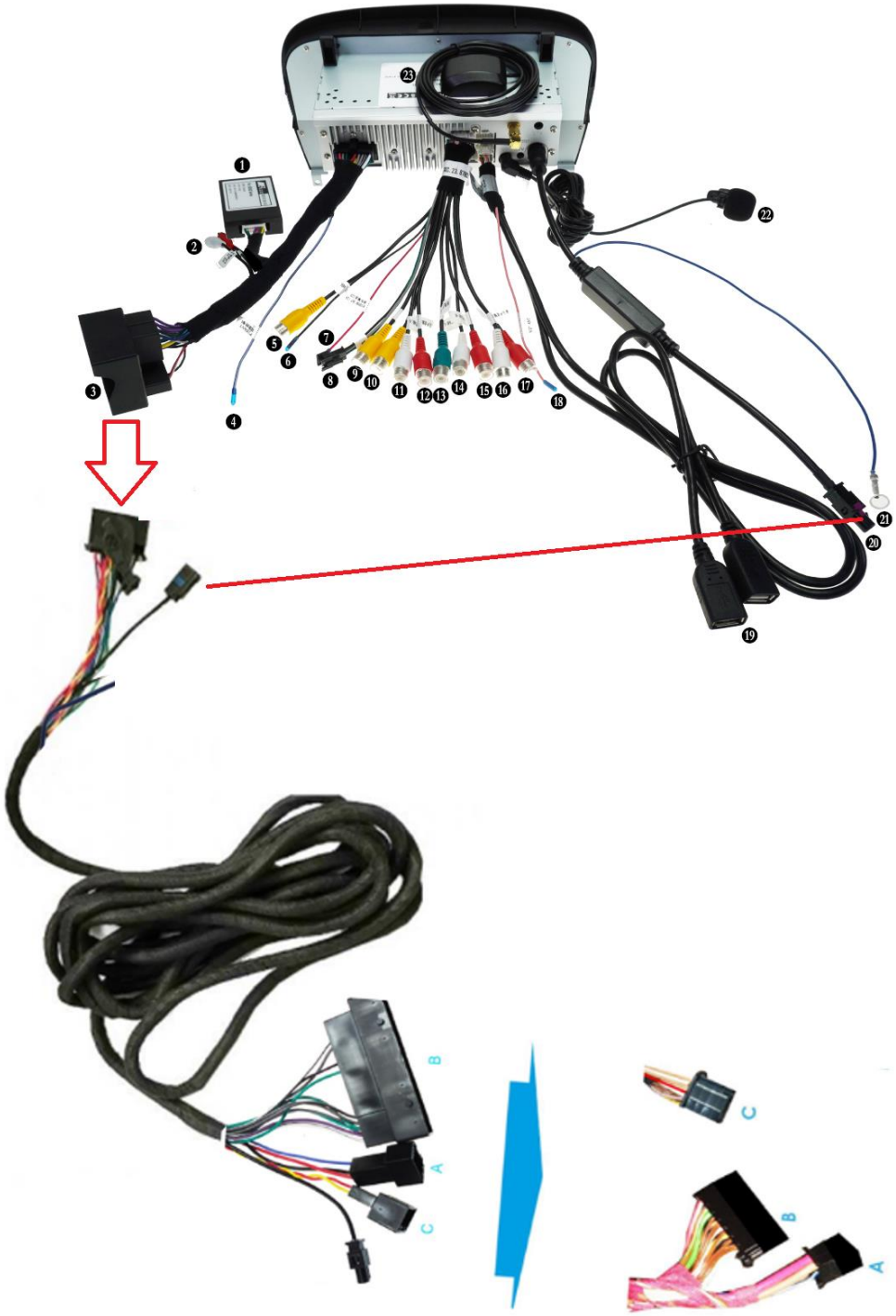

R230 AGW Location NTG 1